
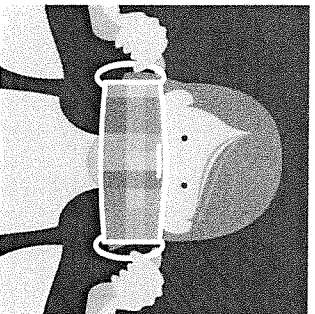


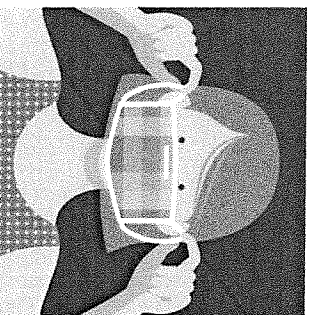
How to Safely Wear Your Mask



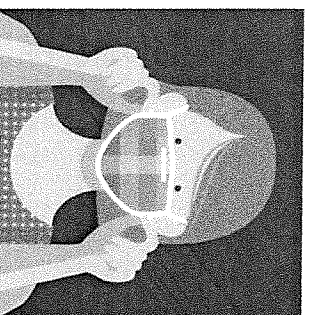
Step 1: Wash or sanitize your hands.



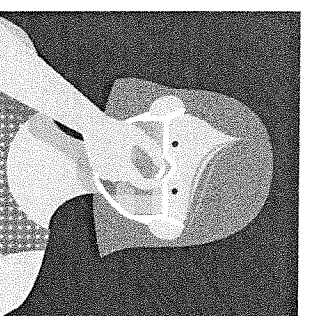
Step 2: Make sure the top of the mask is over your nose and the bottom is under your chin.



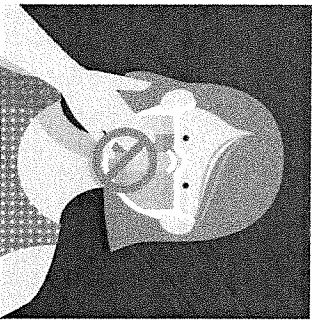
Step 3: Place the mask over your nose and mouth before you use the ear straps or tie it behind your head.



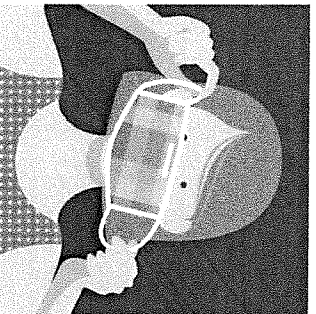
Step 4: Move the mask around so it covers nose, mouth, and chin completely.




Step 5: The tops of some masks can bend. Press your fingers on the top of the mask to make them fit tight around your nose.



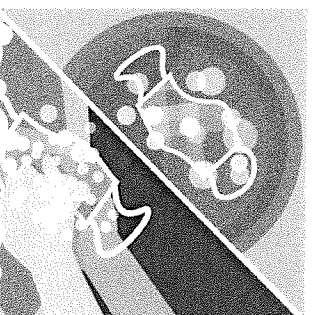
Step 6: Do not touch the mask while wearing it. Use the mask ear straps or ties if you need to make it fit better.




Step 7: Use the mask ear straps or ties to take it off. Do not touch the front.



Step 8: Throw away if mask is disposable.



Step 9: Wash your mask by machine or by hand before you use it again.



Step 10: Wash or sanitize your hands again.

M MINNESOTA

STAY SAFE MN